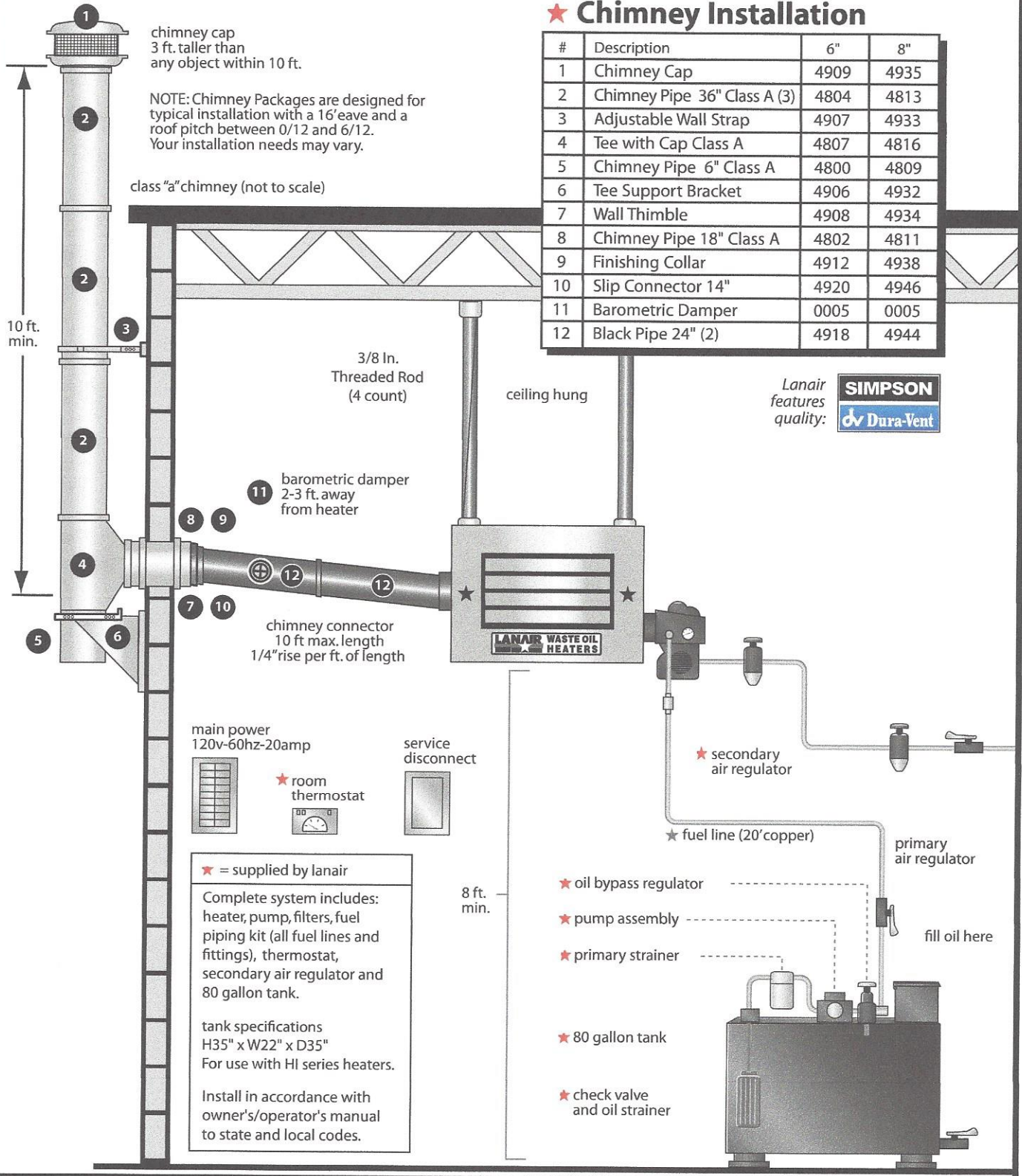


### ★ Chimney Installation

#	Description	6"	8"
1	Chimney Cap	4909	4935
2	Chimney Pipe 36" Class A (3)	4804	4813
3	Adjustable Wall Strap	4907	4933
4	Tee with Cap Class A	4807	4816
5	Chimney Pipe 6" Class A	4800	4809
6	Tee Support Bracket	4906	4932
7	Wall Thimble	4908	4934
8	Chimney Pipe 18" Class A	4802	4811
9	Finishing Collar	4912	4938
10	Slip Connector 14"	4920	4946
11	Barometric Damper	0005	0005
12	Black Pipe 24" (2)	4918	4944

Lanair features quality: **SIMPSON** **Dura-Vent**



chimney cap  
3 ft. taller than  
any object within 10 ft.

NOTE: Chimney Packages are designed for  
typical installation with a 16' eave and a  
roof pitch between 0/12 and 6/12.  
Your installation needs may vary.

class "a" chimney (not to scale)

10 ft.  
min.

3/8 In.  
Threaded Rod  
(4 count)

ceiling hung

11 barometric damper  
2-3 ft. away  
from heater

chimney connector  
10 ft max. length  
1/4" rise per ft. of length

main power  
120v-60hz-20amp

service disconnect

★ room  
thermostat

★ = supplied by lanair

Complete system includes:  
heater, pump, filters, fuel  
piping kit (all fuel lines and  
fittings), thermostat,  
secondary air regulator and  
80 gallon tank.

tank specifications  
H35" x W22" x D35"  
For use with HI series heaters.

Install in accordance with  
owner's/operator's manual  
to state and local codes.

8 ft.  
min.

★ oil bypass regulator

★ pump assembly

★ primary strainer

★ 80 gallon tank

★ check valve  
and oil strainer

★ secondary  
air regulator

★ fuel line (20' copper)

primary  
air regulator

fill oil here

**\* NOT FOR RESIDENTIAL USE**

Specifications and designs subject to change without notice

# LANAIR® waste oil-fired HEATERS

## MX-250 TECHNICAL SPECIFICATIONS



# MIX-250

Includes: heater, secondary air regulator, oil by-pass regulator, pump assembly, primary waste oil strainer, check valve, barometric damper, oil supply strainer and thermostat.

### FEATURES:

- UL Listed
- 250,000 BTU
- Fine grain galvanized (rust-resistant) cabinet
- MX Series High-Performance Burner
- Internal fan to reduce excess noise
- Adjustable, locking louvers
- Top exhaust

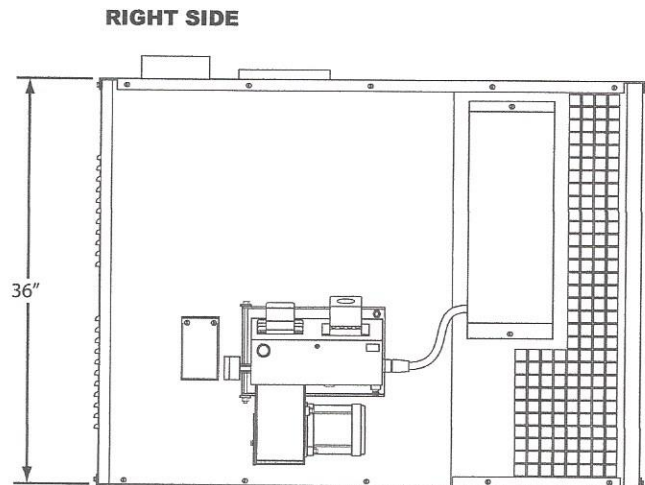
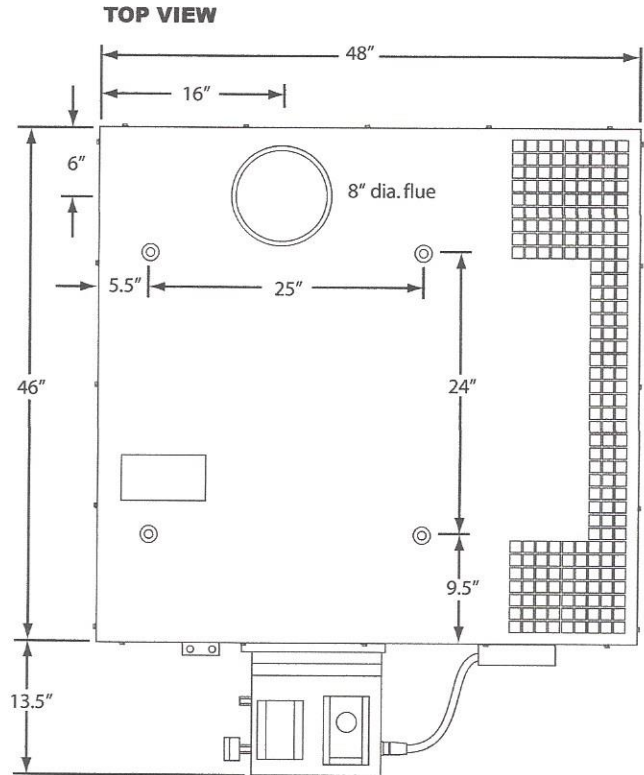
Heat Range (btuh)*	to 250,000
Fuel Input (gph)	1.79
Heating Area (sq. ft.)**	to 8,500
Power Supply (AC)	120V.60HZ
Cabinet Dimensions (H x W x D)	36" x 46" x 48"
Hanging Weight (lbs.)	630
Axial fan (cfm)	4,600
Chimney Pipe***	8" Class "A"
Compressed Air****	2 CFM - 15 PSI
Combustion Chamber	10 GA CRS
Chimney Location	Top Side
Warranty (Parts/Chamber)	1 year / 10 year

\* BTUH value varies with fuel type

\*\* The suggested heating area is based on buildings with minimal heat loss due to open doors, construction, materials, windows, insulation, etc...

\*\*\* Chimney package is optional

\*\*\*\* Customer supplied. Source must be capable of producing 2.0 CFM @ 60 PSI.



**\* NOT FOR RESIDENTIAL USE**