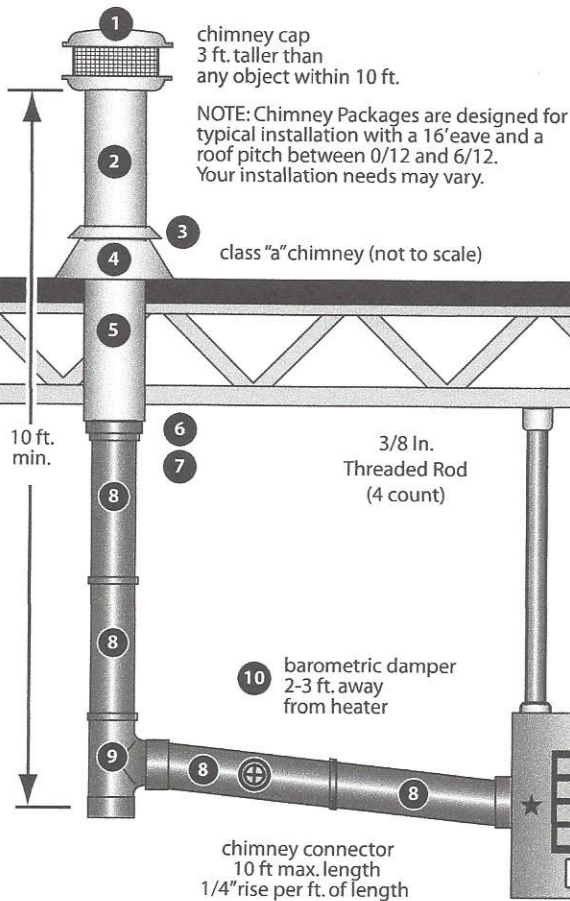


LANAIR® waste oil-fired HEATERS

Value Package A Thru-Roof Installation

★ Chimney Installation

#	Description	6"	8"
1	Chimney Cap	4909	4935
2	Chimney Pipe 24" Class A	4803	4812
3	Storm Collar	4917	4943
4	Roof Flashing 0/12 -6/12 Pitch	4915	4941
5	Chimney Pipe 36" Class A	4804	4813
6	Finishing Collar	4912	4938
7	Slip Connector 14"	4920	4946
8	Black Pipe 24" (4)	4918	4944
9	Black Tee with Cap	4923	4949
10	Barometric Damper	0005	0005
11	Roof Support Bracket (not shown)	4910	4936



Lanair
features
quality:



★ = supplied by lanair

Complete system includes:
heater, pump, filters, fuel
piping kit (all fuel lines and
fittings), thermostat,
secondary air regulator and
80 gallon tank.

tank specifications
H35" x W22" x D35"
For use with HI series heaters.

Install in accordance with
owner's/operator's manual
to state and local codes.

main power
120v-60hz-20amp



service
disconnect



8 ft.
min.

- ★ oil bypass regulator
- ★ pump assembly
- ★ primary strainer

★ 80 gallon tank

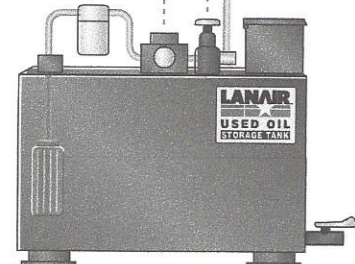
★ check valve
and oil strainer

★ secondary
air regulator

★ fuel line (20' copper)

primary
air regulator

fill oil here



*** NOT FOR RESIDENTIAL USE**

Specifications and designs subject to change without notice

LANAIR® waste oil-fired HEATERS

MX-150 TECHNICAL SPECIFICATIONS



MX-150

Includes: heater, secondary air regulator, oil by-pass regulator, pump assembly, primary waste oil strainer, check valve, barometric damper, oil supply strainer and thermostat.

FEATURES:

- UL Listed
- 150,000 BTU
- Fine grain galvanized (rust-resistant) cabinet
- MX Series High-Performance Burner
- Internal fan to reduce excess noise
- Adjustable, locking louvers
- Top, back, right or left exhaust options

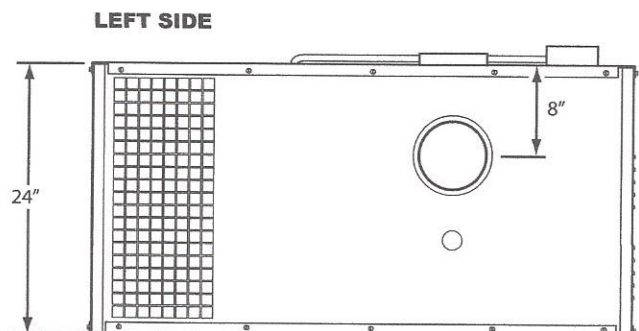
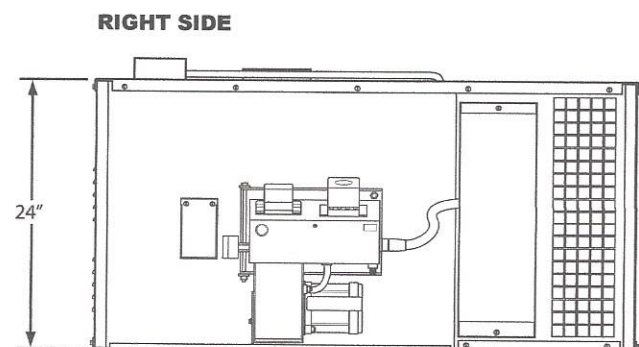
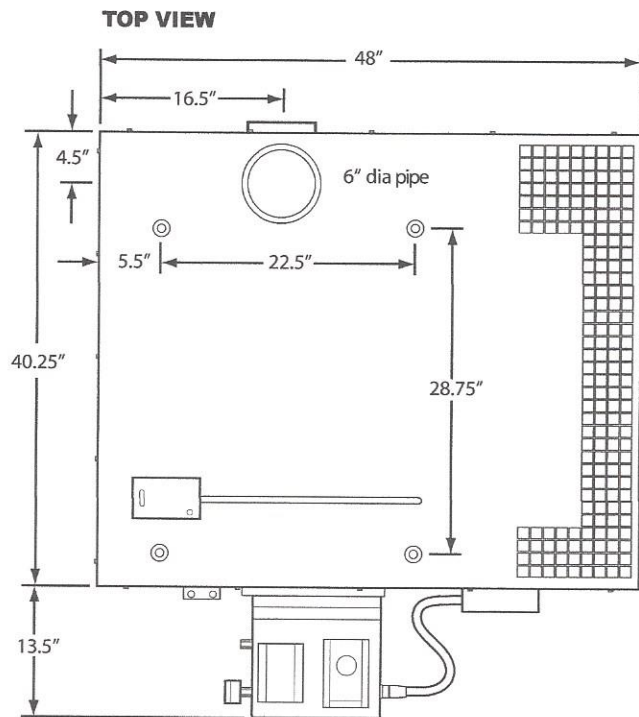
Heat Range (btuh)*	to 150,000
Fuel Input (gph)	1.07
Heating Area (sq. ft.)**	to 3,500
Power Supply (AC)	120V. 60HZ
Cabinet Dimensions (H x W x D)	24" x 40.25" x 48"
Hanging Weight (lbs.)	413
Axial fan (cfm)	2,600
Chimney Pipe***	6" Class "A"
Compressed Air****	2 CFM - 15 PSI
Combustion Chamber	12 GA CRS
Chimney Location	Top / Left Side
Warranty (Parts/Chamber)	1 year / 10 year

* BTUH value varies with fuel type

** The suggested heating area is based on buildings with minimal heat loss due to open doors, construction, materials, windows, insulation, etc...

*** Chimney package is optional

**** Customer supplied. Source must be capable of producing 2.0 CFM @ 60 PSI.



*** NOT FOR RESIDENTIAL USE**